

**SERVICE BULLETIN:**  
**EFL5550**  
**Wing Center Section Bulletin:**



July 1, 2016





**Product:** Radian XL 2.6m BNF Basic (EFL5550) Wing Center Section Bulletin

**Issue:** The spars and doublers may be loose.

**What To Do:** If there is no colored sticker located on either the outside of the product box near the UPC/barcode or on the bottom of the center wing panel, perform the steps below.

1. Use a hobby knife to carefully cut the white tape covering the spars and doublers on the bottom of the wing. DO NOT cut the spars and doublers.
2. Peel back the white tape to partially expose the spars and doublers.
3. Use a small flat head screwdriver to spread the joint between the spars and doublers. If you cannot spread the joint, move to Step 4.
4. Apply a thin layer of CA to (1) the corners where the doublers come into contact with the spars and (2) in/on top of the joint between the doublers and spar.
5. Press the white tape back down after the glue sets/dries.

*Required: Thin CA (Cyanoacrylate) glue (odorless/foam-safe CA and the use of accelerator is not recommended), a hobby knife, and a flat head screwdriver.*



**Horizon Hobby, LLC disclaims all liability and warranties for any consumer who does not act upon this bulletin. We apologize for this inconvenience. If you have any questions, please call Horizon Hobby Product Support at 877-504-0233.**

**Contact Information**

Country of Purchase	Horizon Hobby	Contact Information	Address
United States of America	Product Support	productsupport@horizonhobby.com 877-504-0233	4105 Fieldstone Rd Champaign, Illinois, 61822 USA
	Sales	sales@horizonhobby.com 888-959-2304	

**For customers located outside of North America or Europe, please contact the dealer where you purchased the product.**